

# VISION30 | HE

PREMIUM SHOWER TRAYS

## HERITAGE EDITION

INSPIRED BY NATURE

Designed & Manufactured On  
The Causeway Coast N.I.



PREMIUM DESIGN - PREMIUM QUALITY - PREMIUM FEATURES

AT AFFORDABLE PRICES

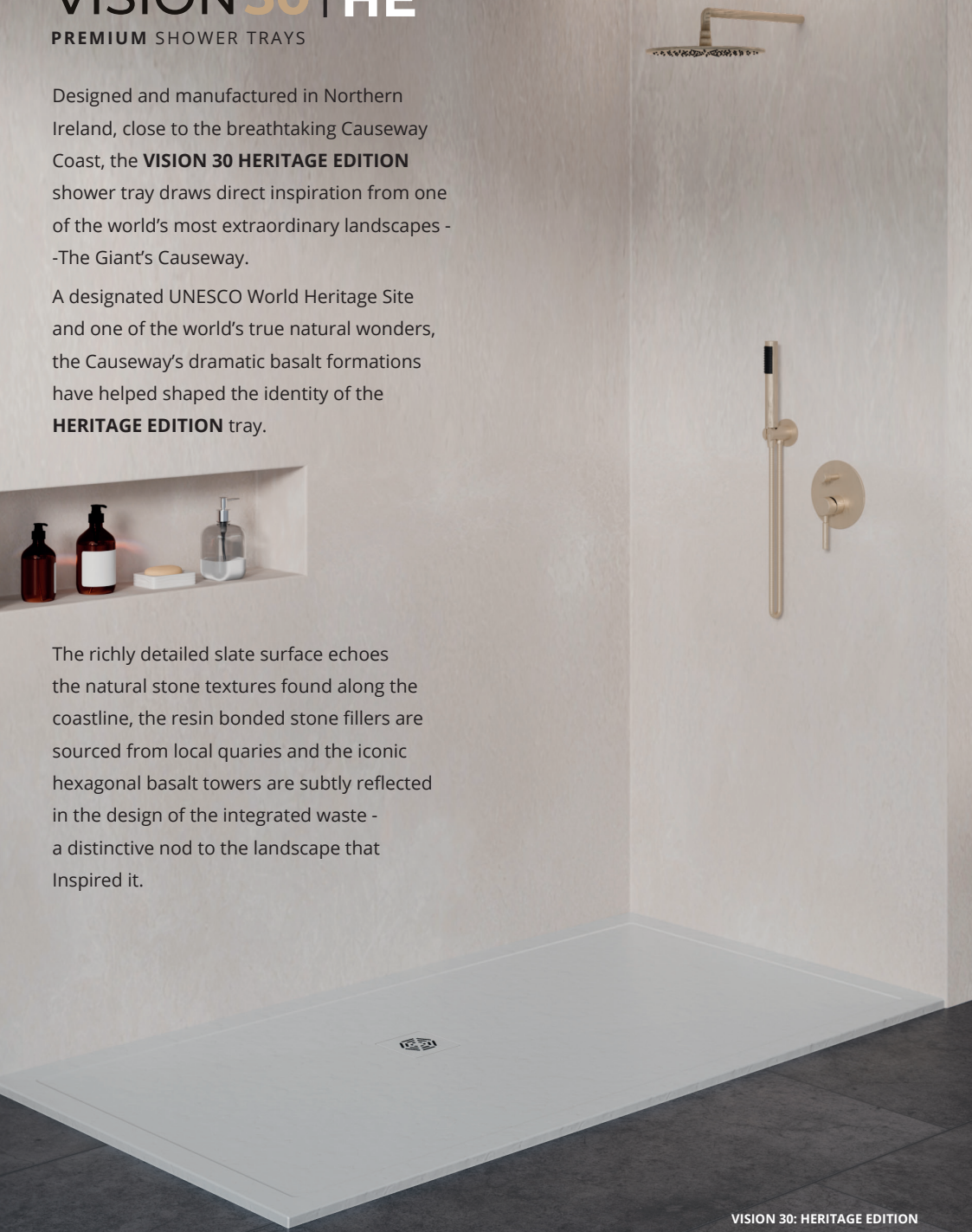
# VISION 30 | HE

## PREMIUM SHOWER TRAYS

Designed and manufactured in Northern Ireland, close to the breathtaking Causeway Coast, the **VISION 30 HERITAGE EDITION** shower tray draws direct inspiration from one of the world's most extraordinary landscapes - The Giant's Causeway.

A designated UNESCO World Heritage Site and one of the world's true natural wonders, the Causeway's dramatic basalt formations have helped shaped the identity of the **HERITAGE EDITION** tray.

The richly detailed slate surface echoes the natural stone textures found along the coastline, the resin bonded stone fillers are sourced from local quarries and the iconic hexagonal basalt towers are subtly reflected in the design of the integrated waste - a distinctive nod to the landscape that Inspired it.




VISION 30: HERITAGE EDITION  
(1700mm x 800mm)

# VISION 30 | HE

PREMIUM SHOWER TRAYS


## HERITAGE EDITION

(Available in White or Black textured stone effect anti-slip surface)




### Advanced slip and scratch resistant surface:

Supported by structural resin bonded stone fillers to provide a stable, stone-like surface that's comfortable underfoot. The easy to clean slip-resistant texture is integrated into the surface, not added as a coating, meaning it won't wear off over time. It offers natural traction underfoot, even when wet, providing safer and more confident showering for all ages at minimal extra cost.



### Material Matched Waste Grid:

This unique innovative feature provides a stainless-steel flush fitting waste grid laminated with the same material as the tray surface. Providing an exact matched finish that's strong yet providing a minimalist designer appearance.



HERITAGE EDITION (Waste Cover)



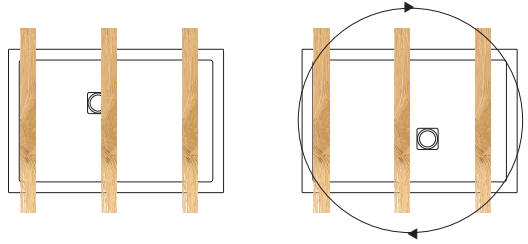
VISION 30: HERITAGE EDITION  
(1700mm x 800mm)

# VISION 30

PREMIUM SHOWER TRAYS

## ALL VISION 30 SHOWER TRAYS

Feature an offset waste\*, designed to provide optimum drainage and allows for the tray to be turned through 180° to avoid possible obstructions when connecting the waste to drainage pipes.

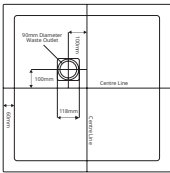


If waste outlet is blocked by joist or other obstruction, rotating tray 180° should solve the problem

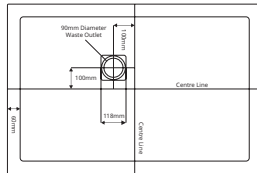
\*Applies to rectangular and square trays only

## VISION 30 SHOWER TRAYS

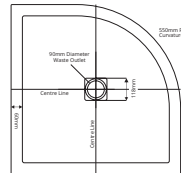
Waste Positions



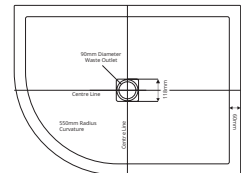
Square



Rectangular



Quad



Offset Quad (Left Hand)

# VISION 30 | SE

STANDARD EDITION

VISION 30 Shower Trays are also available in a **STANDARD EDITION (SE)**. With all the features of the **HERITAGE EDITION** but with a white gloss finish, a square waste grid design **AND EVEN LOWER PRICES!**



STANDARD EDITION

Waste Cover

# VISION 30 | HE

## HERITAGE EDITION

### FEATURES & BENEFITS

#### **Sleek Ultra-Low Profile:**

Just 30mm depth for a seamless contemporary look.

#### **Slip Resistant Stone textured surface:**

For safer, more confident showering for all ages

#### **Easy Clean and Scratch Resistant:**

For long lasting appearance

#### **Discreet Offset Waste Design:**

Ensures efficient water flow and flexible installation without visual compromise

**Subtle 3 mm Outer Step:** Designed to improve water containment, ideal for walk in shower installations.

#### **Flush-Fitting Designer Waste Cover:**

Stainless steel grid laminated with tray surface material for strength and minimalist look.

#### **Premium Composite Construction:**


Acrylic capped ABS skin with resin-bonded stone fillers for lasting strength and stability.

#### **Choice of Colour:**


Available in White or Black

#### **Lifetime Warranty:**

Enduring quality that's designed to last.



VISION 30: HERITAGE EDITION  
(1700mm x 800mm)



# VISION30

PREMIUM SHOWER TRAYS

INSPIRED BY **NATURE**



Designed & Manufactured On **The Causeway Coast N.I.**

  
**SPAJET**

17 Hawthorn Terrace, Coleraine, Northern Ireland BT52 2BW

**Telephone:** +44 (0)28 7035 7103 • **Email:** sales@spajet.co.uk

[www.spajet.co.uk](http://www.spajet.co.uk)